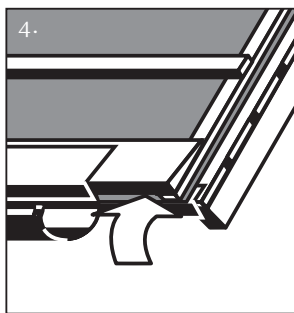
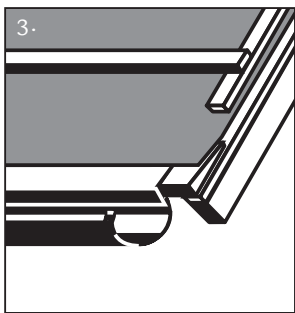
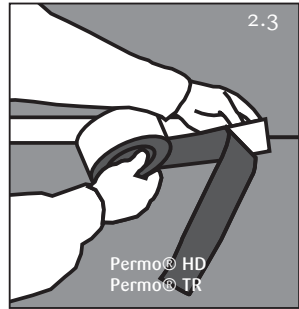

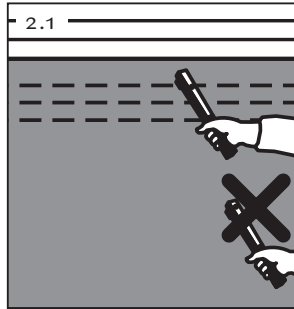
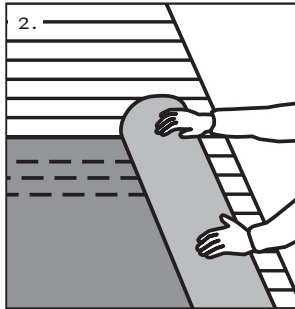
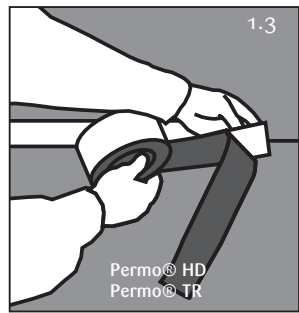

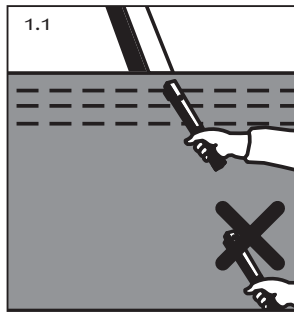

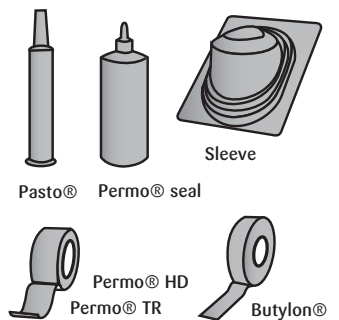
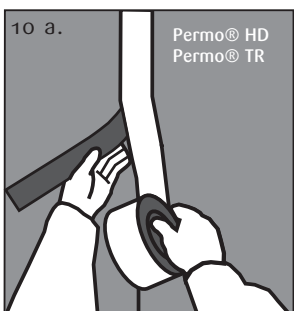

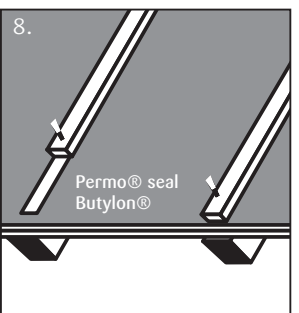
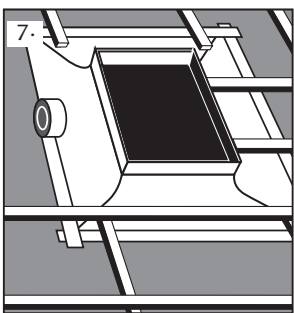
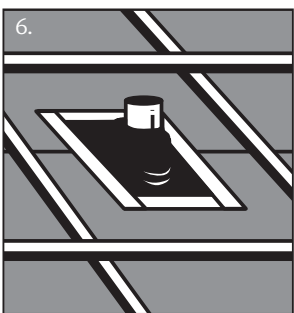



# Installation instructions

## Permo® extreme - Breathable underlay



### Details



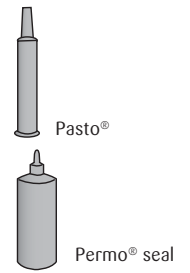
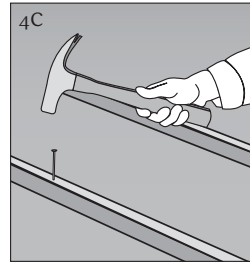
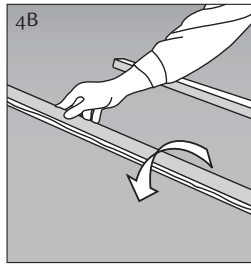
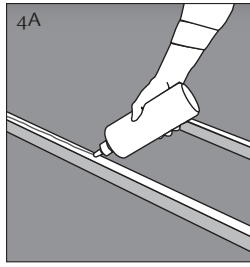
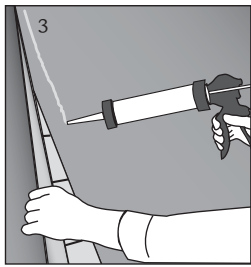
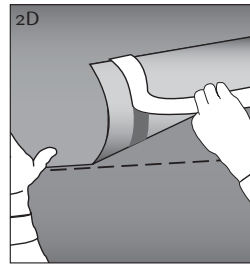
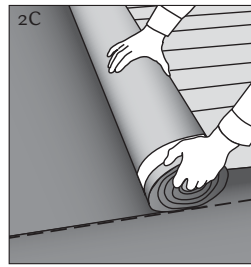
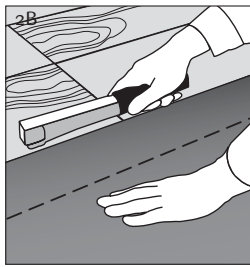
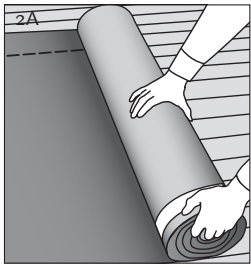
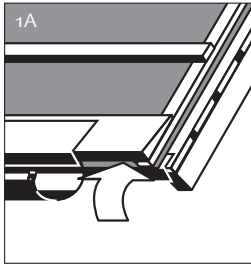
\*Verklebung / Abdichtung  
 Untergründe müssen sauber und trocken, frei von Staub, Fett, Öl und weiteren haftmindernden Stoffen sowie ausreichend tragfähig sein.  
 Verklebungen sind > 5°C auszuführen, Anschlüsse sind spannungsfrei herzustellen, dauernde Zugkräfte auf Klebeverbindungen sind zu verhindern.

**KLOBER**

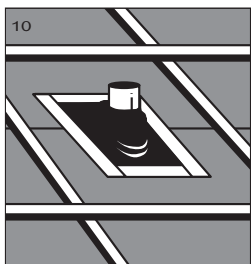
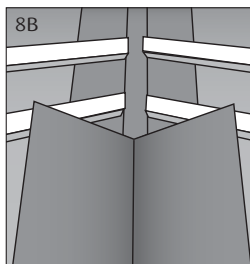
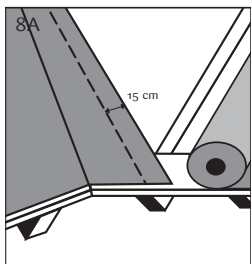

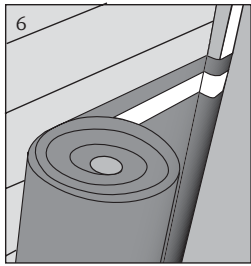
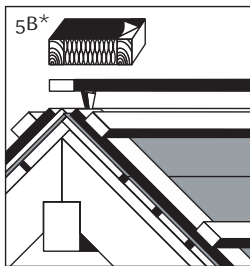
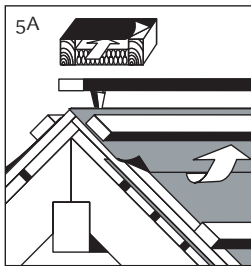
# Installation Instructions

## Permo® extreme SK

### Breathable underlay with adhesive strip



## Details



\*Pictogram no. 5B is not applicable for France.

Verklebung / Abdichtung  
Untergründe müssen sauber und trocken, frei von Staub, Fett, Öl und weiteren haftmindernden Stoffen sowie ausreichend tragfähig sein.  
Verklebungen sind > 5°C auszuführen, Anschlüsse sind spannungsfrei herzustellen, dauernde Zugkräfte auf Klebeverbindungen sind zu verhindern.

# KLOBER